


NH Department of Health and Human Services
129 Pleasant Street - State Office Park South
Concord, NH 03301



PRESS RELEASE
FOR IMMEDIATE RELEASE
April 14, 2021

CONTACT
State Joint Information Center
603-223-6169
jic@dos.nh.gov

NH DHHS COVID-19 Update – April 14, 2021

Concord, NH – The New Hampshire Department of Health and Human Services (DHHS) has issued the following update on the new coronavirus, COVID-19.

On Wednesday, April 14, 2021, DHHS announced 412 new positive test results for COVID-19, for a current PCR test positivity rate of 2.4%. Today's results include 259 people who tested positive by PCR test and 153 who tested positive by antigen test. There are now 3,544 current COVID-19 cases diagnosed in New Hampshire. Of the results reported today:

- **4/13: 412** new cases

Several cases are still under investigation. Additional information from ongoing investigations will be incorporated into future COVID-19 updates. Of those with complete information, there are eighty-two individuals under the age of 18 and the rest are adults with 50% being female and 50% being male. The new cases reside in Rockingham (86), Strafford (71), Hillsborough County other than Manchester and Nashua (66), Merrimack (30), Belknap (29), Grafton (25), Cheshire (15), Carroll (12), Sullivan (10), and Coos (9) counties, and in the cities of Manchester (40) and Nashua (12). The county of residence is being determined for seven new cases.

Community-based transmission continues to occur in the State and has been identified in all counties. Of those with complete risk information, most of the cases have either had close contact with a person with a confirmed COVID-19 diagnosis, are associated with an outbreak setting, or have recently traveled.

DHHS has also announced four additional deaths related to COVID-19. One of the four deaths announced today occurred in December 2020 and was recently confirmed as related to COVID-19. We offer our sympathies to the family and friends.

- 1 female resident of Grafton County, 60 years of age and older
- 1 male resident of Grafton County, 60 years of age and older
- 1 male resident of Hillsborough County, 60 years of age and older
- 1 male resident of Rockingham County, 60 years of age and older

There are currently 118 individuals hospitalized with COVID-19. In New Hampshire since the start of the pandemic, there have been a total of 89,983 cases of COVID-19 diagnosed.

Current Situation in New Hampshire

New Hampshire 2019 Novel Coronavirus (COVID-19) Summary Report (updated April 14, 2021, 9:00 AM)

NH Persons with COVID-19	89,983
Recovered	85,178 (95%)
Deaths Attributed to COVID-19	1,261 (1%)
Total Current COVID-19 Cases	3,544

Current Hospitalizations	118
Total Persons Tested at Selected Laboratories, Polymerase Chain Reaction (PCR) ₂	678,330
Total Persons Tested at Selected Laboratories, Antibody Laboratory Tests ₂	39,057
Persons with Specimens Submitted to NH PHL	71,295
Persons with Test Pending at NH PHL ₃	537

₁Includes specimens positive at any laboratory and those confirmed by CDC confirmatory testing.

₂Includes specimens tested at the NH Public Health Laboratories (PHL), LabCorp, Quest, Dartmouth-Hitchcock Medical Center, and those sent to CDC prior to NH PHL testing capacity.

₃Includes specimens received and awaiting testing at NH PHL. Does not include tests pending at commercial laboratories.

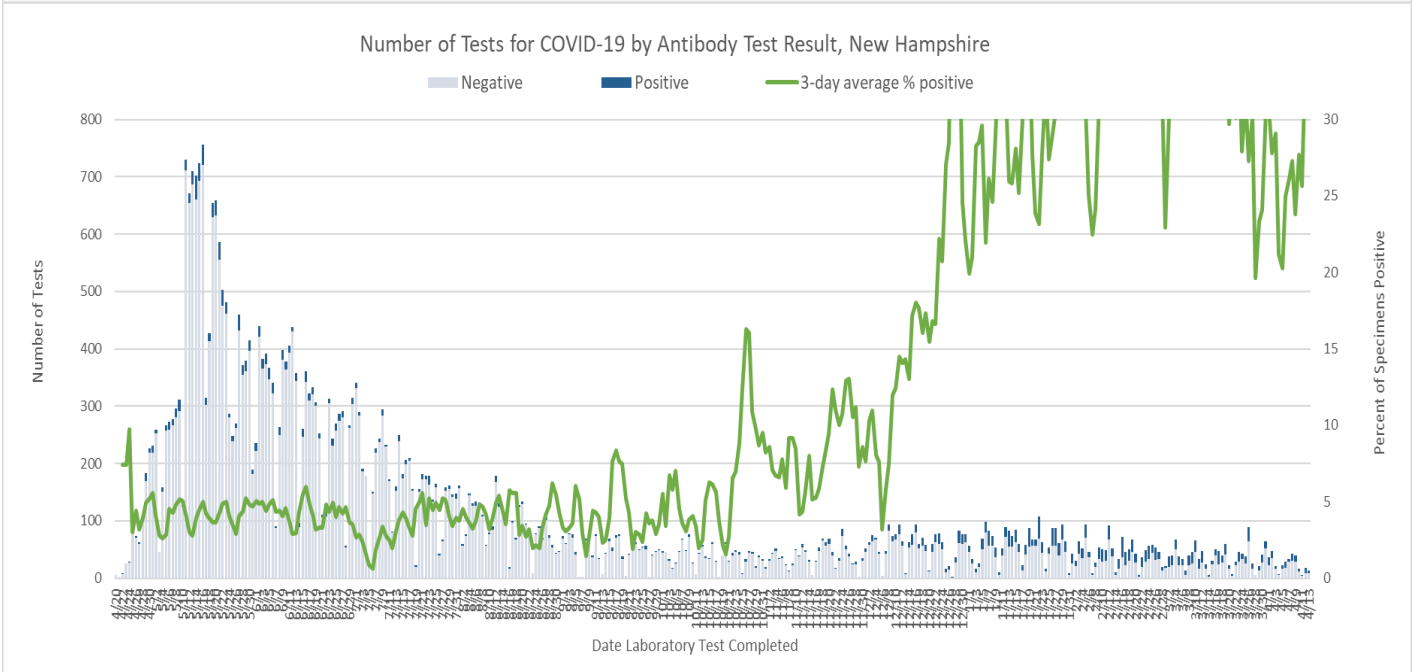
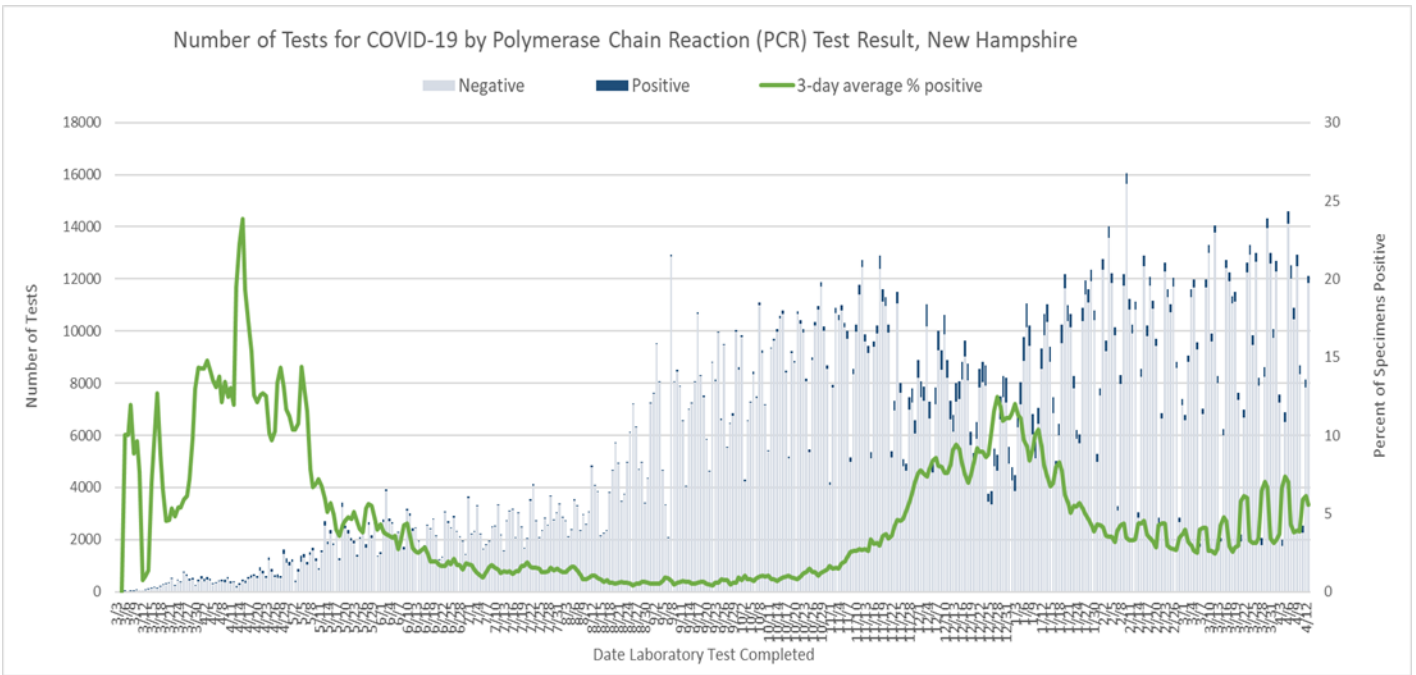
Number of Tests Conducted by Date of Report to NH DHHS

Polymerase Chain Reaction (PCR) Tests								
Testing Laboratory	4/07	4/08	4/09	4/10	4/11	4/12	4/13	Daily Average
NH Public Health Laboratories	919	642	374	140	0	155	305	362
LabCorp	653	532	535	483	178	426	561	481
Quest Diagnostics	741	772	644	525	476	318	414	556
Mako Medical	215	98	107	18	18	238	12	101
Dartmouth-Hitchcock Medical Center	438	397	391	367	274	195	6	295
NorDX Laboratory	127	336	249	83	76	27	487	198
Broad Institute	4,406	3,141	6,540	3,482	506	1,900	5,687	3,666
Other NH Hospital Laboratory	834	476	490	335	410	538	412	499
Other Laboratory*	640	610	535	694	538	349	369	534
University of New Hampshire**	3,559	3,889	3,061	2,562	60	4,008	3,870	3,001
Total	12,532	10,893	12,926	8,689	2,536	8,154	12,123	9,693
Antibody Laboratory Tests								
Testing Laboratory	4/07	4/08	4/09	4/10	4/11	4/12	4/13	Daily Average
LabCorp	7	4	4	2	1	0	5	3
Quest Diagnostics	7	15	9	8	2	0	0	6
Dartmouth-Hitchcock Medical Center	9	3	4	2	2	4	0	3
NorDX Laboratory	1	0	1	0	0	0	1	0
Other Laboratory*	4	8	7	2	0	9	0	4
Total	28	30	25	14	5	13	6	17

* Includes out-of-state public health laboratories, out-of-state hospital laboratories, and other commercial laboratories not already listed in the table.

Note: Patients who had both antibody and polymerase chain reaction (PCR) tests are accounted for in both tables.

** Includes tests conducted at the UNH laboratory and their contracted lab Veritas.



[NH DHHS Daily Update on COVID-19 Archive](#)

For more information, please visit the DHHS COVID-19 webpage at <https://www.covid19.nh.gov/>.

###